

2023 DEWEY COUNTY ASSESSOR'S OFFICE REPORT TO THE EXCISE BOARD

07/28/2023

City/Village								
DISTRICT	DESCRIPTION	PERSONAL PROPERTY	REAL PROPERTY	PUBLIC SERVICE	TOTAL VALUATION	HOMESTEAD EXEMPTIONS	OTHER EXEMPTIONS	NET VALUATION
T01	CAMARGO CITY	129,297	504,914	151,061	785,272	35,850	0	749,422
T02	VICI CITY	597,153	2,527,625	556,343	3,681,121	114,333	0	3,566,788
T03	SEILING CITY	871,327	4,118,008	226,683	5,216,018	155,813	49,036	5,011,169
T04	LEEDEY CITY	188,040	1,898,235	198,136	2,284,411	79,595	0	2,204,816
T05	OAKWOOD CITY	864	176,713	20,810	198,387	15,500	9,743	173,144
T06	TALOGA CITY	147,352	1,227,636	285,699	1,660,687	80,666	4,799	1,575,222
CITY/VILLAGE TOTAL VALUATION		1,934,033	10,453,131	1,438,732	13,825,896	481,757	63,578	13,280,561

County								
DISTRICT	DESCRIPTION	PERSONAL PROPERTY	REAL PROPERTY	PUBLIC SERVICE	TOTAL VALUATION	HOMESTEAD EXEMPTIONS	OTHER EXEMPTIONS	NET VALUATION
C001	Dewey County General	129,709,577	35,681,480	46,939,846	212,330,903	1,039,010	137,621	211,154,272
COUNTY TOTAL VALUATION		129,709,577	35,681,480	46,939,846	212,330,903	1,039,010	137,621	211,154,272

Other								
DISTRICT	DESCRIPTION	PERSONAL PROPERTY	REAL PROPERTY	PUBLIC SERVICE	TOTAL VALUATION	HOMESTEAD EXEMPTIONS	OTHER EXEMPTIONS	NET VALUATION
EMS-1	EMS JT7	6,318,116	2,238,493	1,177,702	9,734,311	39,000	19,669	9,675,642
EMS-2	EMS I-8	39,106,475	9,635,188	22,525,609	71,267,272	283,235	49,036	70,935,001
EMS-3	EMS JT3	7,846,456	5,154,625	1,735,442	14,736,523	157,989	0	14,578,534
EMS-4	EMS I5	17,511,682	8,390,385	3,300,356	29,202,423	298,995	12,875	28,890,553
EMS-5	EMS I10	35,509,912	7,694,150	6,067,258	49,271,320	212,791	56,041	49,002,488
EMS-6	EMS JT105	23,401,058	2,553,687	12,109,137	38,063,882	45,000	0	38,018,882
OTHER TOTAL VALUATION		129,693,699	35,666,528	46,915,504	212,275,731	1,037,010	137,621	211,101,100

School								
DISTRICT	DESCRIPTION	PERSONAL PROPERTY	REAL PROPERTY	PUBLIC SERVICE	TOTAL VALUATION	HOMESTEAD EXEMPTIONS	OTHER EXEMPTIONS	NET VALUATION
JT-105	JT-105 Canton	23,401,058	2,553,687	12,109,137	38,063,882	45,000	0	38,018,882
JT-3W	JT-3W Sharon/Mutual	15,878	14,952	24,342	55,172	2,000	0	53,172
JT-7	JT-7 Thomas/Fay/Custer	6,318,116	2,238,493	1,177,702	9,734,311	39,000	19,669	9,675,642
LEEDEY	JT-3	7,846,456	5,154,625	1,735,442	14,736,523	157,989	0	14,578,534

2023 DEWEY COUNTY ASSESSOR'S OFFICE REPORT TO THE EXCISE BOARD

07/28/2023

SEILING I-8	39,106,475	9,635,188	22,525,609	71,267,272	283,235	49,036	70,935,001
TALOGA I-10	35,509,912	7,694,150	6,067,258	49,271,320	212,791	56,041	49,002,488
VICI I-5	17,511,682	8,390,385	3,300,356	29,202,423	298,995	12,875	28,890,553
SCHOOL TOTAL VALUATION	129,709,577	35,681,480	46,939,846	212,330,903	1,039,010	137,621	211,154,272

Vo-Tech								
DISTRICT	DESCRIPTION	PERSONAL PROPERTY	REAL PROPERTY	PUBLIC SERVICE	TOTAL VALUATION	HOMESTEAD EXEMPTIONS	OTHER EXEMPTIONS	NET VALUATION
VT-10	NORTHWEST TECH CENTER	23,401,058	2,553,687	12,109,137	38,063,882	45,000	0	38,018,882
VT-24	HIGH PLAINS TECH	17,527,560	8,405,337	3,324,698	29,257,595	300,995	12,875	28,943,725
VT-26	CHISHOLM TRAIL TECH CNTR	6,318,116	2,238,493	1,177,702	9,734,311	39,000	19,669	9,675,642
VO-TECH TOTAL VALUATION		47,246,734	13,197,517	16,611,537	77,055,788	384,995	32,544	76,638,249

I, Jennifer McCormick, Assessor of Dewey County Oklahoma, do hereby certify that the foregoing is a true and correct statement of valuations for Real Estate, Personal Property, Public Service and Homestead Exemptions as certified by the State Board of Equalization and shown by the records in the County Assessor's office. Subscribed by my name and affixed the seal of the County Assessors office on this day of 07/28/2023.

State of Oklahoma)
) SS
 Dewey County)

Jennifer McCormick

7-28-23
 Date

Jennifer McCormick
 County Assessor
 Dewey County



I, County Clerk of Dewey County Oklahoma, do hereby certify that the above is a true, correct and complete list of the valuations of Dewey County Oklahoma as certified by the Dewey County Assessor's office.

Julie Nance

County Clerk
 Dewey County



Excise Board:

Bob Mutchers

Monte Quinn

7-28-23
 Date

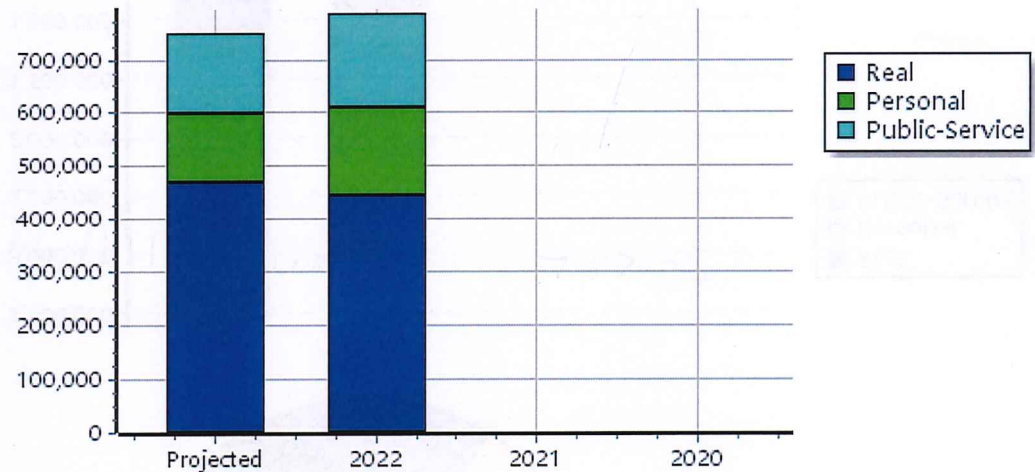
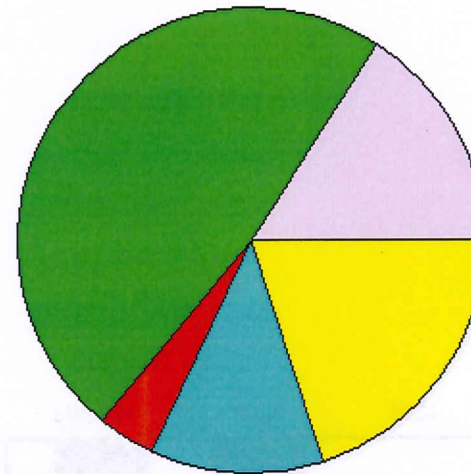
Real	Count	Value
Agricultural	0	0
Commercial	27	123,696
Residential	152	381,218
Total Real Value	179	504,914
Homestead	37	35,850
Veteran	0	0
Other	0	0
Total Exempt	38	35,850
TIF Increment Value		
Net Assessed		469,064
Net Assessed Under Protest		
Senior Freeze	1	2,782
Capped Parcels	157	362,184

Personal	Count	Value
Agricultural	3	5,058
Commercial	14	95,448
Mobile Home	6	28,791
Total Personal	23	129,297
Total Exempt	0	0
TIF Increment Value		
Net Assessed		129,297
Net Assessed Under Protest		


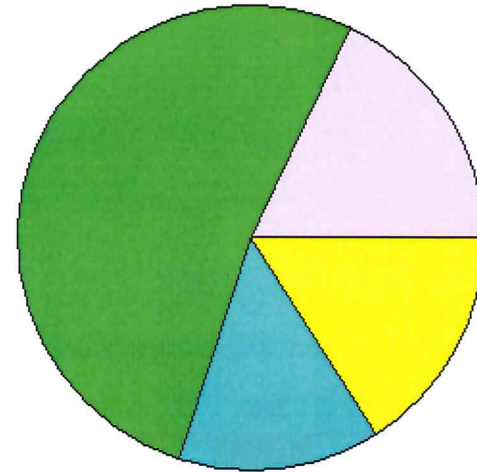
Public Service	Count	Value
Total PS Value	8	151,061
TIF Increment Value		
Net Assessed		151,061

District Totals	
Total Gross Value	785,272
Homestead Loss	35,850
Other Exemption Loss	0
TIF Increment Value	
Retained TIF Value	
Net Assessed Value	749,422
Net Assessed Under Protest	

* Public Service Protests Values are not included on this report.

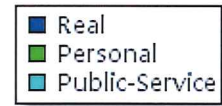
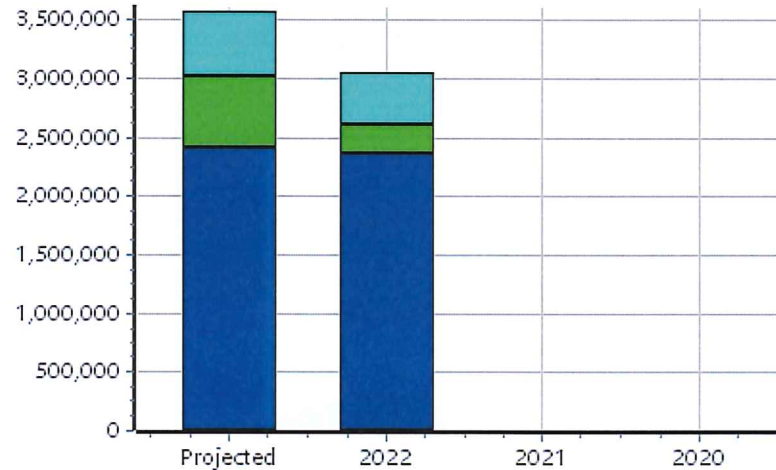


Real	Count	Value
Agricultural	0	0
Commercial	72	629,834
Residential	350	1,897,791
Total Real Value	422	2,527,625
Homestead	114	114,333
Veteran	0	0
Other	0	0
Total Exempt	116	114,333



TIF Increment Value		
Net Assessed		2,413,292
Net Assessed Under Protest		
Senior Freeze	10	16,249
Capped Parcels	197	442,046

Personal	Count	Value
Agricultural	9	23,472
Commercial	55	544,998
Mobile Home	12	28,683
Total Personal	76	597,153
Total Exempt	0	0



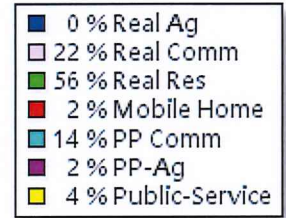
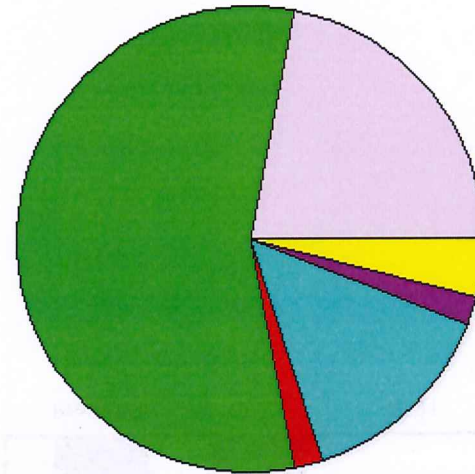
TIF Increment Value		
Net Assessed		597,153
Net Assessed Under Protest		

Public Service	Count	Value
Total PS Value	10	556,343
TIF Increment Value		
Net Assessed		556,343

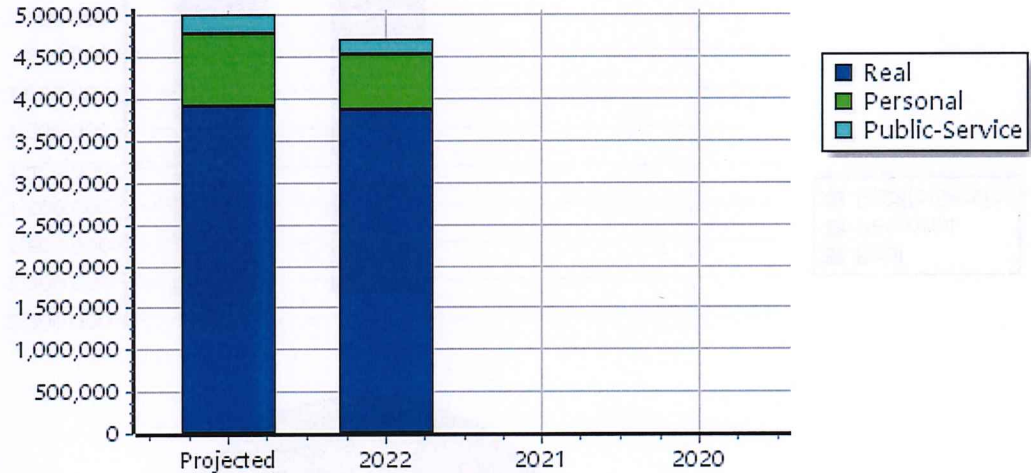
District Totals	
Total Gross Value	3,681,121
Homestead Loss	114,333
Other Exemption Loss	0
TIF Increment Value	
Retained TIF Value	
Net Assessed Value	3,566,788
Net Assessed Under Protest	

* Public Service Protests Values are not included on this report.

Real	Count	Value
Agricultural	3	8,222
Commercial	100	1,140,863
Residential	435	2,968,923
Total Real Value	538	4,118,008
Homestead	152	155,813
Veteran	5	49,036
Other	0	0
Total Exempt	162	204,849
TIF Increment Value		
Net Assessed		3,913,159
Net Assessed Under Protest		
Senior Freeze	13	44,555
Capped Parcels	464	1,080,084



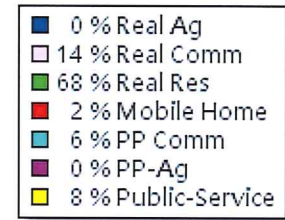
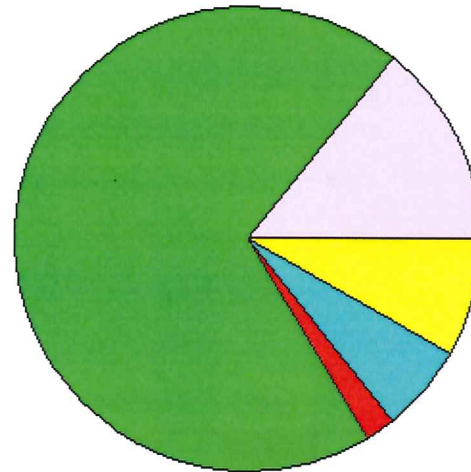
Personal	Count	Value
Agricultural	6	88,378
Commercial	82	720,867
Mobile Home	11	62,082
Total Personal	99	871,327
Total Exempt	0	0
TIF Increment Value		
Net Assessed		871,327
Net Assessed Under Protest		
Public Service	Count	Value
Total PS Value	7	226,683
TIF Increment Value		
Net Assessed		226,683



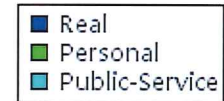
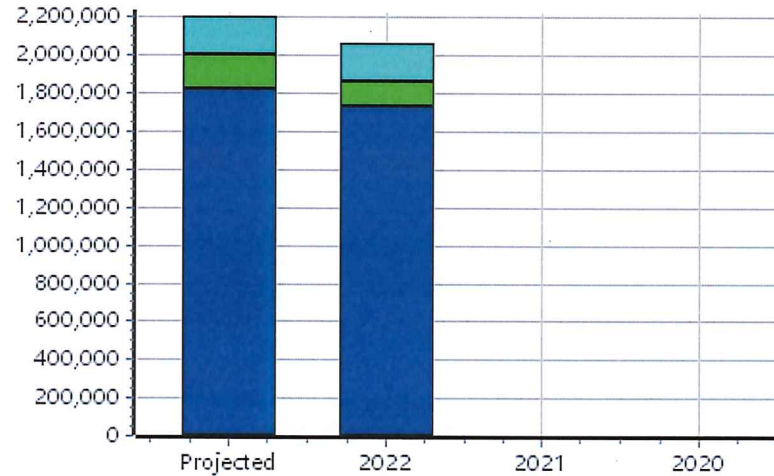
District Totals	
Total Gross Value	5,216,018
Homestead Loss	155,813
Other Exemption Loss	49,036
TIF Increment Value	
Retained TIF Value	
Net Assessed Value	5,011,169
Net Assessed Under Protest	

* Public Service Protests Values are not included on this report.

Real	Count	Value
Agricultural	1	880
Commercial	62	339,661
Residential	293	1,557,694
Total Real Value	356	1,898,235
Homestead	79	79,595
Veteran	0	0
Other	0	0
Total Exempt	81	79,595
TIF Increment Value		
Net Assessed		1,818,640
Net Assessed Under Protest		
Senior Freeze	7	27,248
Capped Parcels	326	740,601



Personal	Count	Value
Agricultural	4	6,642
Commercial	40	144,274
Mobile Home	7	37,124
Total Personal	51	188,040
Total Exempt	0	0
TIF Increment Value		
Net Assessed		188,040
Net Assessed Under Protest		

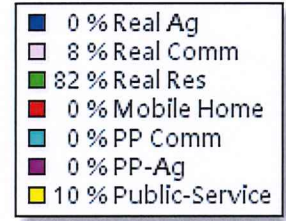
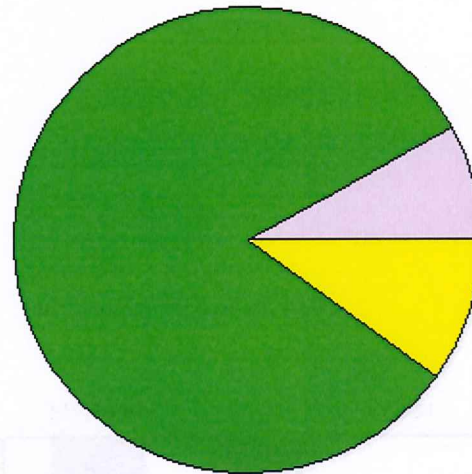


Public Service	Count	Value
Total PS Value	6	198,136
TIF Increment Value		
Net Assessed		198,136

District Totals	
Total Gross Value	2,284,411
Homestead Loss	79,595
Other Exemption Loss	0
TIF Increment Value	
Retained TIF Value	
Net Assessed Value	2,204,816
Net Assessed Under Protest	

* Public Service Protests Values are not included on this report.

Real	Count	Value
Agricultural	1	39
Commercial	14	15,317
Residential	120	161,357
Total Real Value	135	176,713
Homestead	16	15,500
Veteran	1	9,743
Other	0	0
Total Exempt	17	25,243



TIF Increment Value

Net Assessed 151,470

Net Assessed Under Protest

Senior Freeze	2	12,574
Capped Parcels	131	132,039

Personal	Count	Value
Agricultural	0	0
Commercial	2	864
Mobile Home	0	0
Total Personal	2	864
Total Exempt	0	0

TIF Increment Value

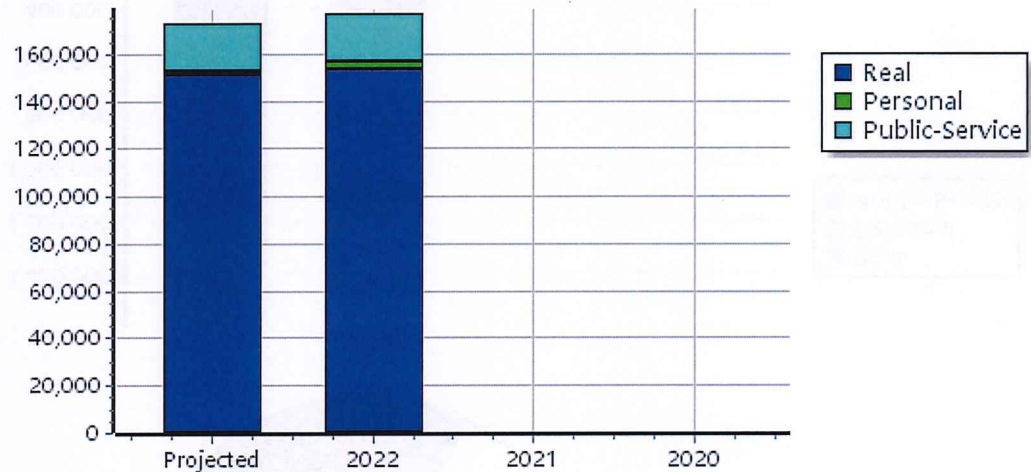
Net Assessed 864

Net Assessed Under Protest

Public Service	Count	Value
Total PS Value	1	20,810

TIF Increment Value

Net Assessed 20,810



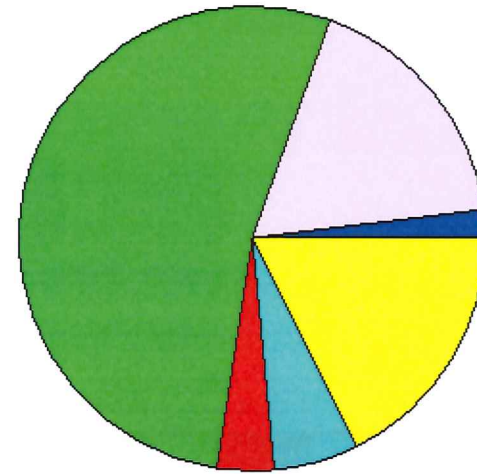
District Totals

Total Gross Value	198,387
Homestead Loss	15,500
Other Exemption Loss	9,743
TIF Increment Value	
Retained TIF Value	
Net Assessed Value	173,144

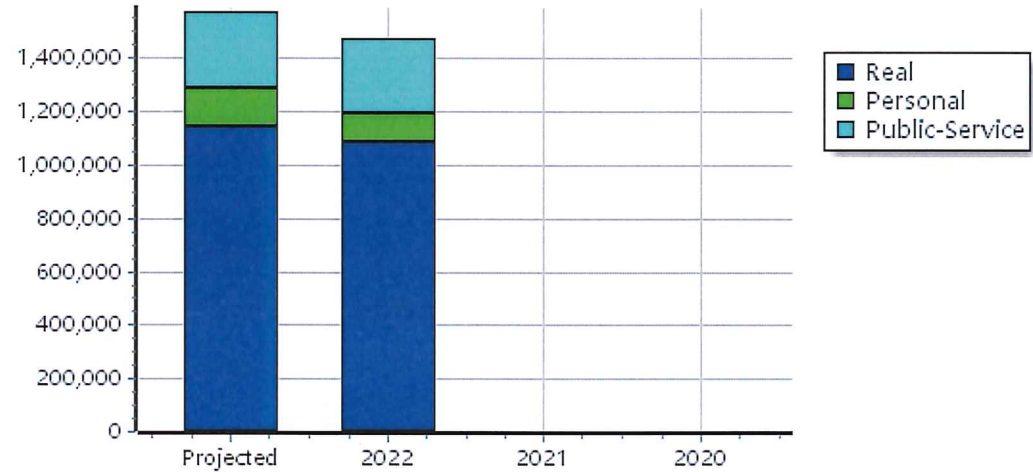
Net Assessed Under Protest

* Public Service Protests Values are not included on this report.

Real	Count	Value
Agricultural	17	21,618
Commercial	43	312,215
Residential	232	893,803
Total Real Value	292	1,227,636
Homestead	81	80,666
Veteran	1	4,799
Other	0	0
Total Exempt	84	85,465
TIF Increment Value		
Net Assessed		1,142,171
Net Assessed Under Protest		
Senior Freeze	4	23,823
Capped Parcels	253	1,271,719




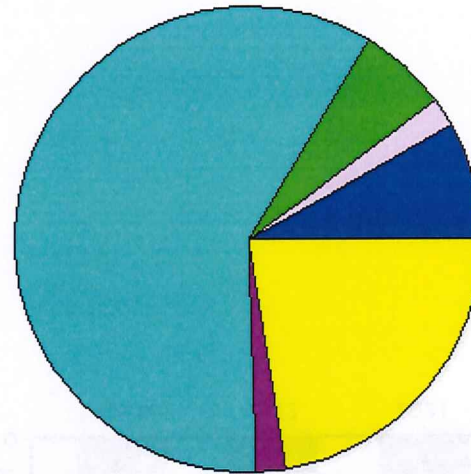
Personal	Count	Value
Agricultural	4	10,430
Commercial	28	84,452
Mobile Home	7	52,470
Total Personal	39	147,352
Total Exempt	0	0
TIF Increment Value		
Net Assessed		147,352
Net Assessed Under Protest		
Public Service	Count	Value
Total PS Value	6	285,699
TIF Increment Value		
Net Assessed		285,699



District Totals	
Total Gross Value	1,660,687
Homestead Loss	80,666
Other Exemption Loss	4,799
TIF Increment Value	
Retained TIF Value	
Net Assessed Value	1,575,222
Net Assessed Under Protest	

* Public Service Protests Values are not included on this report.

Real	Count	Value
Agricultural	4,376	16,987,314
Commercial	439	4,668,768
Residential	2,380	14,025,398
Total Real Value	7,195	35,681,480
Homestead	1,040	1,039,010
Veteran	14	137,621
Other	0	0
Total Exempt	1,069	1,176,631

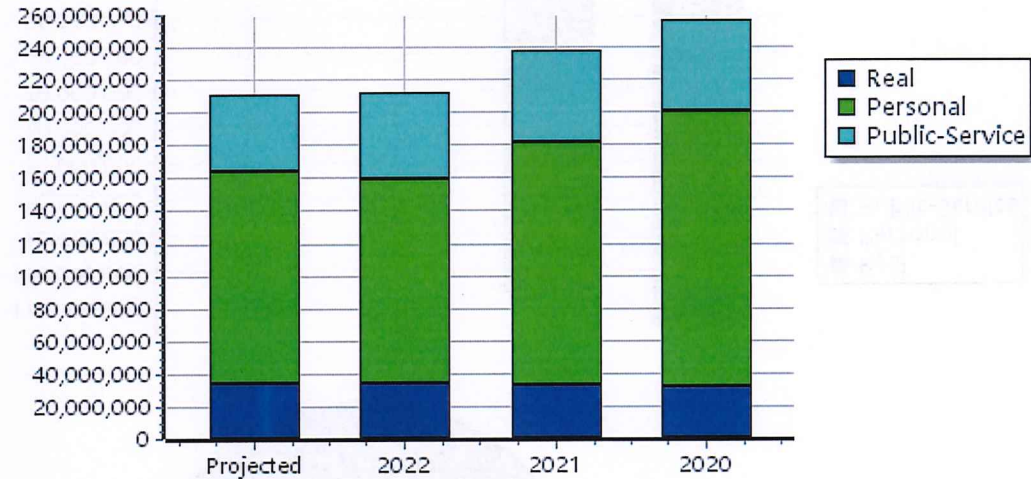


TIF Increment Value		
Net Assessed		34,504,849
Net Assessed Under Protest	0	0
Senior Freeze	62	204,249
Capped Parcels	3,312	8,093,056

Personal	Count	Value
Agricultural	609	4,103,970
Commercial	562	124,888,554
Mobile Home	129	717,053
Total Personal	1,300	129,709,577
Total Exempt	0	0

TIF Increment Value		
Net Assessed		129,709,577
Net Assessed Under Protest	22	17,084,395

Public Service	Count	Value
Total PS Value	114	46,939,846
TIF Increment Value		
Net Assessed		46,939,846



District Totals	
Total Gross Value	212,330,903
Homestead Loss	1,039,010
Other Exemption Loss	137,621
TIF Increment Value	
Retained TIF Value	
Net Assessed Value	211,154,272
Net Assessed Under Protest	17,084,395

* Public Service Protests Values are not included on this report.

Real	Count	Value
Agricultural	408	1,473,523
Commercial	19	70,210
Residential	110	694,760
Total Real Value	537	2,238,493
Homestead	39	39,000
Veteran	1	19,669
Other	0	0
Total Exempt	40	58,669

TIF Increment Value		
Net Assessed		2,179,824
Net Assessed Under Protest	0	0
Senior Freeze	2	8,219
Capped Parcels	195	343,122

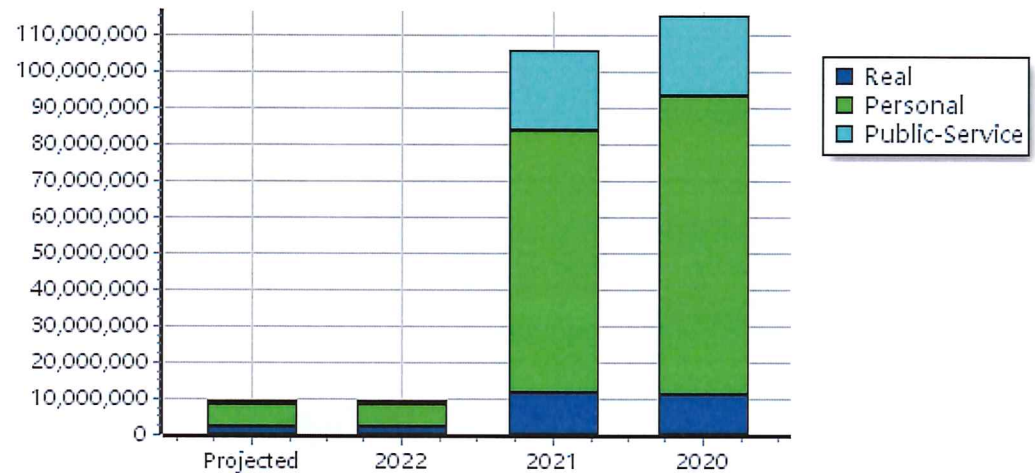
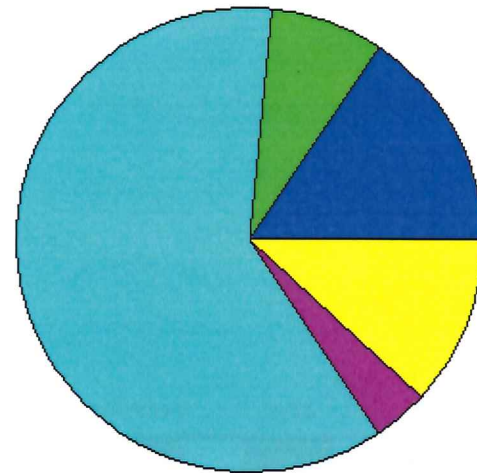
Personal	Count	Value
Agricultural	49	314,426
Commercial	35	5,979,672
Mobile Home	10	24,018
Total Personal	94	6,318,116
Total Exempt	0	0

TIF Increment Value		
Net Assessed		6,318,116
Net Assessed Under Protest	2	353,722


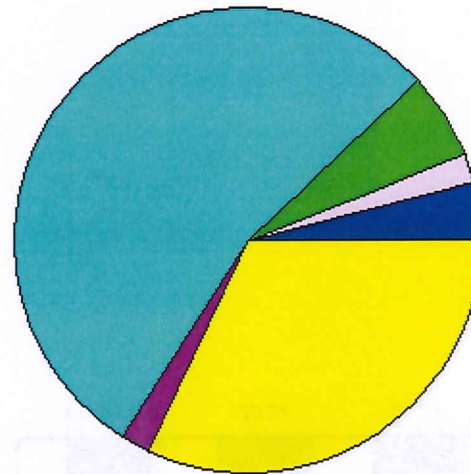
Public Service	Count	Value
Total PS Value	18	1,177,702
TIF Increment Value		
Net Assessed		1,177,702

District Totals	
Total Gross Value	9,734,311
Homestead Loss	39,000
Other Exemption Loss	19,669
TIF Increment Value	
Retained TIF Value	
Net Assessed Value	9,675,642
Net Assessed Under Protest	353,722

* Public Service Protests Values are not included on this report.

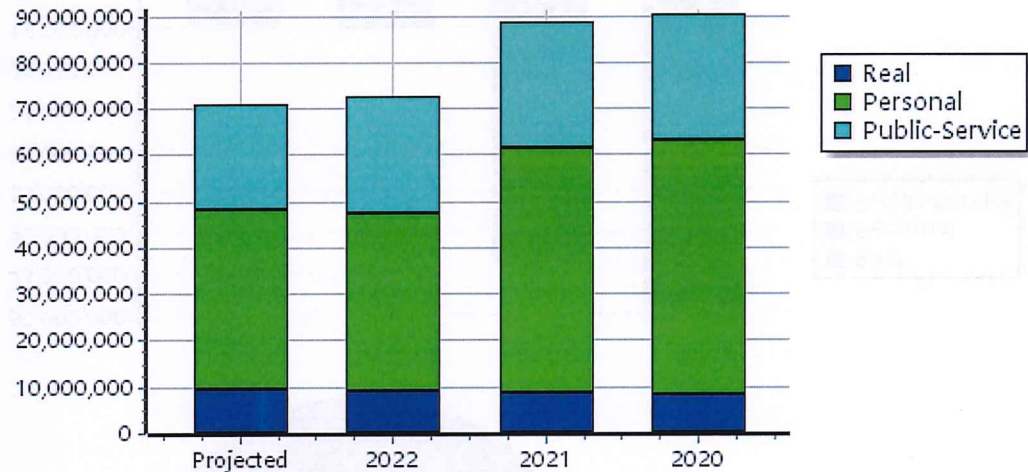


Real	Count	Value
Agricultural	671	3,345,776
Commercial	131	1,999,982
Residential	579	4,289,430
Total Real Value	1,381	9,635,188
Homestead	280	283,235
Veteran	5	49,036
Other	0	0
Total Exempt	291	332,271



TIF Increment Value	
Net Assessed	9,302,917
Net Assessed Under Protest	0
Senior Freeze	19
Capped Parcels	908

Personal	Count	Value
Agricultural	114	936,846
Commercial	150	38,052,303
Mobile Home	25	117,326
Total Personal	289	39,106,475
Total Exempt	0	0



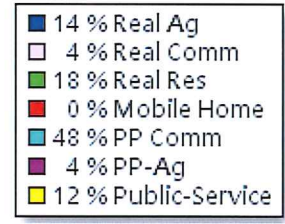
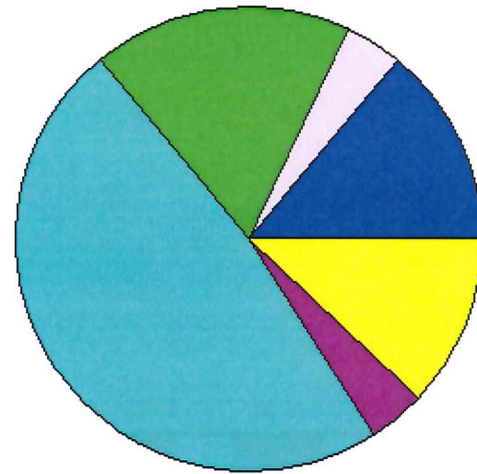
TIF Increment Value	
Net Assessed	39,106,475
Net Assessed Under Protest	4

Public Service	Count	Value
Total PS Value	16	22,525,609
TIF Increment Value		
Net Assessed	22,525,609	

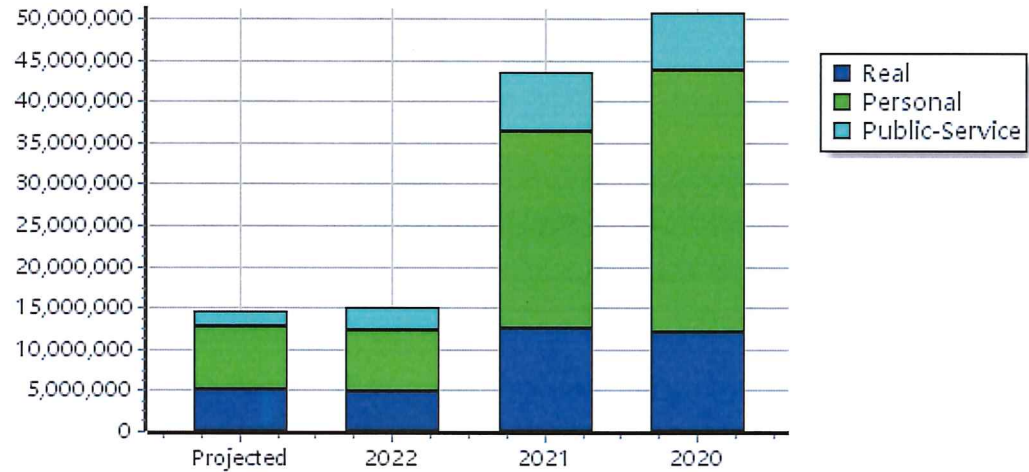
District Totals	
Total Gross Value	71,267,272
Homestead Loss	283,235
Other Exemption Loss	49,036
TIF Increment Value	
Retained TIF Value	
Net Assessed Value	70,935,001
Net Assessed Under Protest	2,741,815

* Public Service Protests Values are not included on this report.

Real	Count	Value
Agricultural	524	2,046,056
Commercial	102	540,250
Residential	463	2,568,319
Total Real Value	1,089	5,154,625
Homestead	159	157,989
Veteran	0	0
Other	0	0
Total Exempt	162	157,989
TIF Increment Value		
Net Assessed		4,996,636
Net Assessed Under Protest	0	0
Senior Freeze	9	35,040
Capped Parcels	640	1,450,775




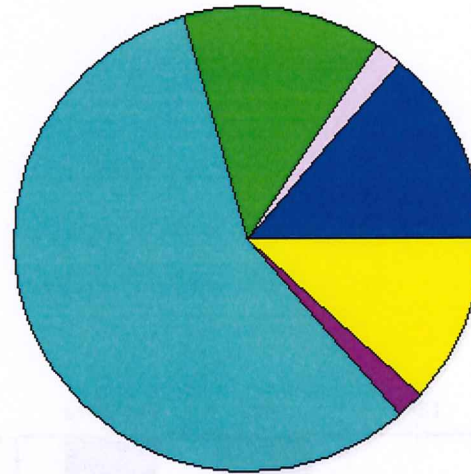
Personal	Count	Value
Agricultural	72	611,643
Commercial	101	7,100,191
Mobile Home	22	134,622
Total Personal	195	7,846,456
Total Exempt	0	0
TIF Increment Value		
Net Assessed		7,846,456
Net Assessed Under Protest	2	1,602,771
Public Service		
Total PS Value	22	1,735,442
TIF Increment Value		
Net Assessed		1,735,442



District Totals	
Total Gross Value	14,736,523
Homestead Loss	157,989
Other Exemption Loss	0
TIF Increment Value	
Retained TIF Value	
Net Assessed Value	14,578,534
Net Assessed Under Protest	1,602,771

* Public Service Protests Values are not included on this report.

Real	Count	Value
Agricultural	972	3,831,431
Commercial	90	728,026
Residential	617	3,830,928
Total Real Value	1,679	8,390,385
Homestead	300	298,995
Veteran	2	12,875
Other	0	0
Total Exempt	305	311,870

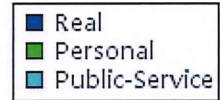
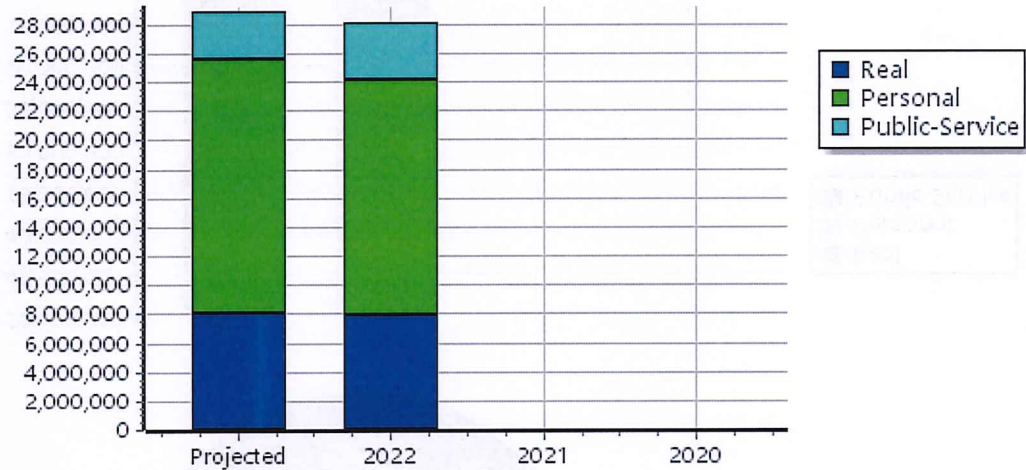


TIF Increment Value	
Net Assessed	8,078,515
Net Assessed Under Protest	0
Senior Freeze	19
Capped Parcels	559

Personal	Count	Value
Agricultural	166	581,260
Commercial	112	16,747,636
Mobile Home	38	182,786
Total Personal	316	17,511,682
Total Exempt	0	0

TIF Increment Value	
Net Assessed	17,511,682
Net Assessed Under Protest	4

Public Service	Count	Value
Total PS Value	23	3,300,356
TIF Increment Value		
Net Assessed	3,300,356	



District Totals	
Total Gross Value	29,202,423
Homestead Loss	298,995
Other Exemption Loss	12,875
TIF Increment Value	
Retained TIF Value	
Net Assessed Value	28,890,553
Net Assessed Under Protest	5,307,631

* Public Service Protests Values are not included on this report.

Real	Count	Value
Agricultural	1,477	4,797,836
Commercial	90	571,954
Residential	577	2,324,360
Total Real Value	2,144	7,694,150
Homestead	215	212,791
Veteran	6	56,041
Other	0	0
Total Exempt	223	268,832

TIF Increment Value

Net Assessed		7,425,318
Net Assessed Under Protest	0	0
Senior Freeze	10	54,633
Capped Parcels	856	2,459,267

Personal	Count	Value
Agricultural	161	1,204,984
Commercial	125	34,140,768
Mobile Home	23	164,160
Total Personal	309	35,509,912
Total Exempt	0	0

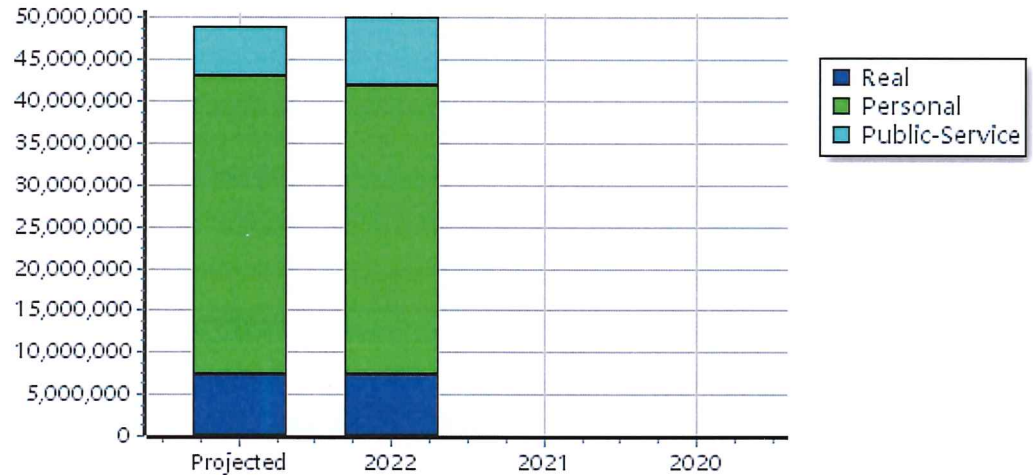
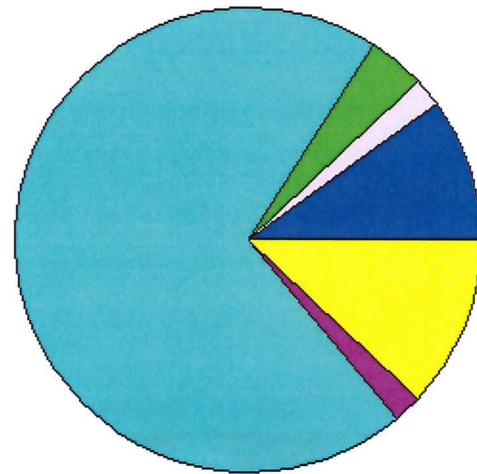
TIF Increment Value

Net Assessed		35,509,912
Net Assessed Under Protest	4	4,242,228

Public Service	Count	Value
Total PS Value	24	6,067,258
TIF Increment Value		
Net Assessed		6,067,258

District Totals	
Total Gross Value	49,271,320
Homestead Loss	212,791
Other Exemption Loss	56,041
TIF Increment Value	
Retained TIF Value	
Net Assessed Value	49,002,488
Net Assessed Under Protest	4,242,228

* Public Service Protests Values are not included on this report.



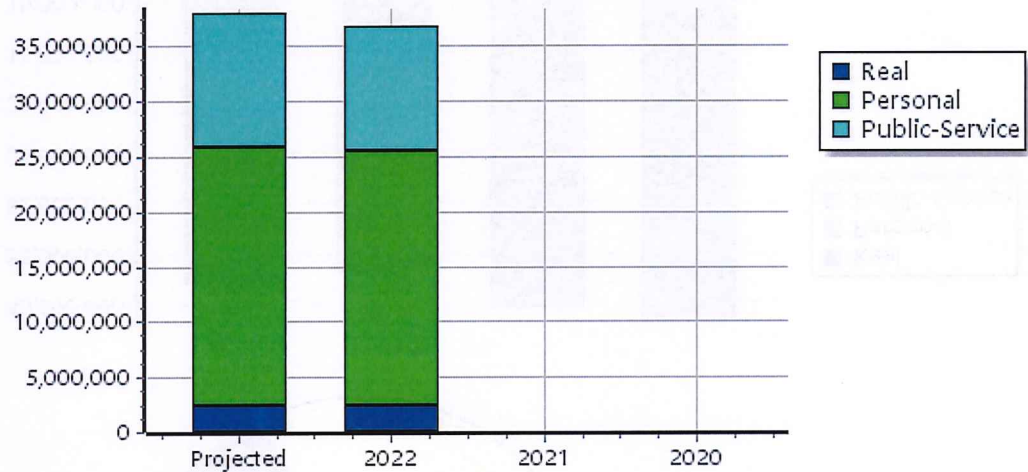
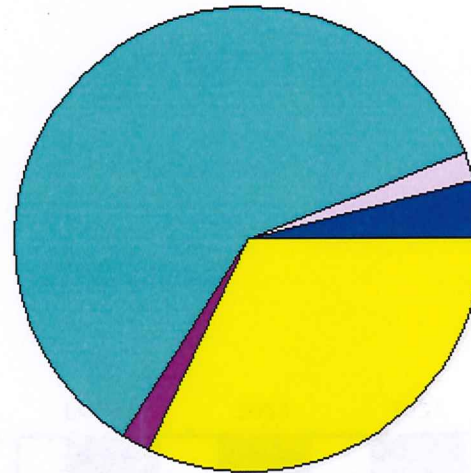
Real	Count	Value
Agricultural	321	1,485,937
Commercial	7	758,346
Residential	33	309,404
Total Real Value	361	2,553,687
Homestead	46	45,000
Veteran	0	0
Other	0	0
Total Exempt	46	45,000
TIF Increment Value		
Net Assessed		2,508,687
Net Assessed Under Protest	0	0
Senior Freeze	2	7,242
Capped Parcels	153	529,595

Personal	Count	Value
Agricultural	47	454,811
Commercial	38	22,852,106
Mobile Home	11	94,141
Total Personal	96	23,401,058
Total Exempt	0	0
TIF Increment Value		
Net Assessed		23,401,058
Net Assessed Under Protest	5	2,824,001

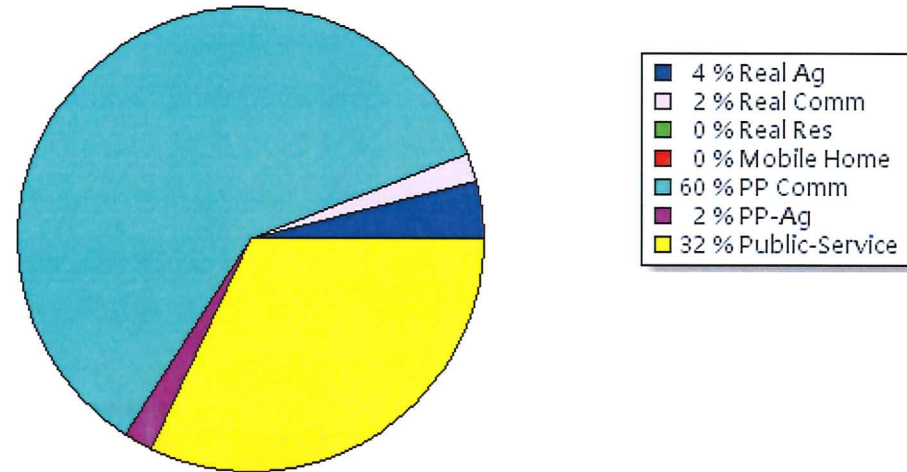
Public Service	Count	Value
Total PS Value	7	12,109,137
TIF Increment Value		
Net Assessed		12,109,137

District Totals	
Total Gross Value	38,063,882
Homestead Loss	45,000
Other Exemption Loss	0
TIF Increment Value	
Retained TIF Value	
Net Assessed Value	38,018,882
Net Assessed Under Protest	2,824,001

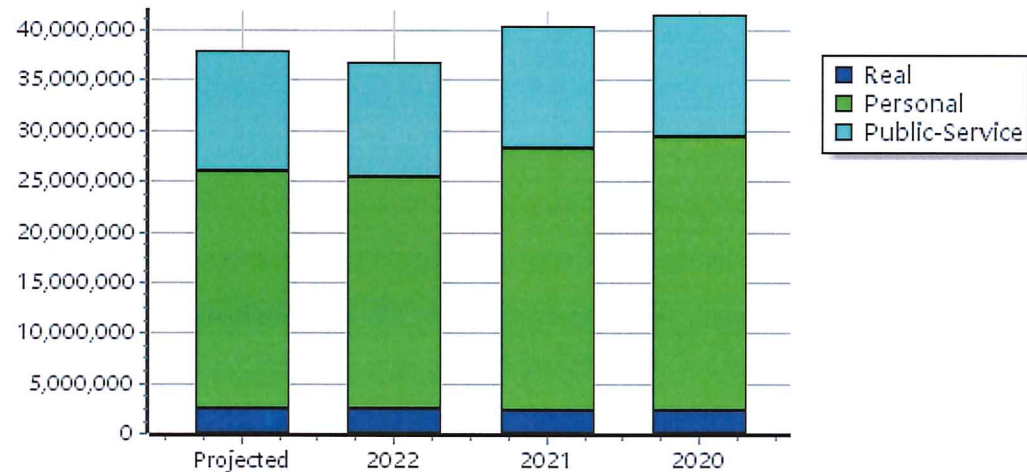
* Public Service Protests Values are not included on this report.



Real	Count	Value
Agricultural	321	1,485,937
Commercial	7	758,346
Residential	33	309,404
Total Real Value	361	2,553,687
Homestead	46	45,000
Veteran	0	0
Other	0	0
Total Exempt	46	45,000
TIF Increment Value		
Net Assessed		2,508,687
Net Assessed Under Protest	0	0
Senior Freeze	2	7,242
Capped Parcels	153	529,595



Personal	Count	Value
Agricultural	47	454,811
Commercial	38	22,852,106
Mobile Home	11	94,141
Total Personal	96	23,401,058
Total Exempt	0	0
TIF Increment Value		
Net Assessed		23,401,058
Net Assessed Under Protest	5	2,824,001
Public Service		
Total PS Value	7	12,109,137
TIF Increment Value		
Net Assessed		12,109,137



District Totals	
Total Gross Value	38,063,882
Homestead Loss	45,000
Other Exemption Loss	0
TIF Increment Value	
Retained TIF Value	
Net Assessed Value	38,018,882
Net Assessed Under Protest	2,824,001

* Public Service Protests Values are not included on this report.

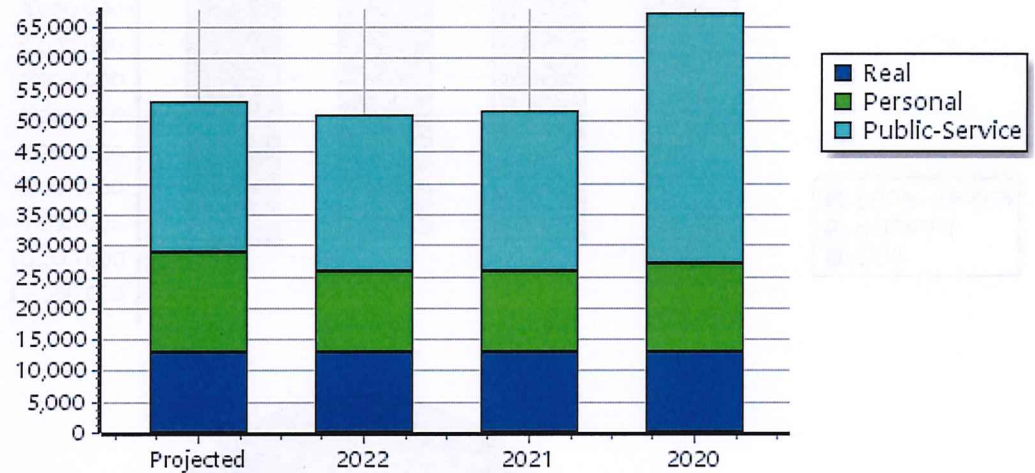
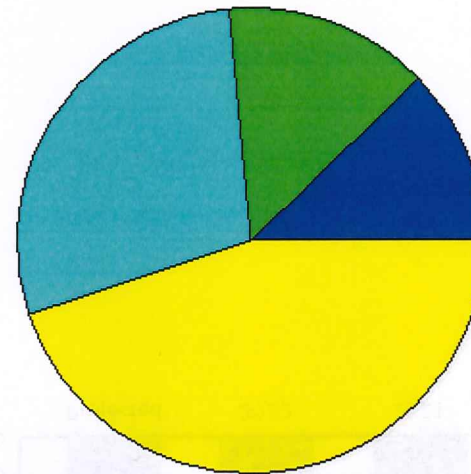
Real	Count	Value
Agricultural	3	6,755
Commercial	0	0
Residential	1	8,197
Total Real Value	4	14,952
Homestead	1	2,000
Veteran	0	0
Other	0	0
Total Exempt	2	2,000
TIF Increment Value		
Net Assessed		12,952
Net Assessed Under Protest	0	0
Senior Freeze	1	0
Capped Parcels	1	5,066

Personal	Count	Value
Agricultural	0	0
Commercial	1	15,878
Mobile Home	0	0
Total Personal	1	15,878
Total Exempt	0	0
TIF Increment Value		
Net Assessed		15,878
Net Assessed Under Protest	1	12,227

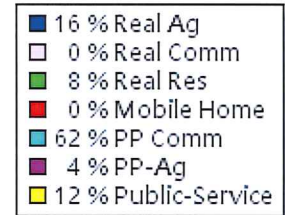
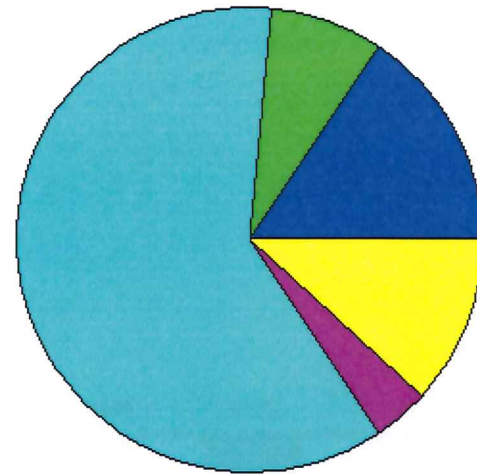
Public Service	Count	Value
Total PS Value	4	24,342
TIF Increment Value		
Net Assessed		24,342

District Totals	
Total Gross Value	55,172
Homestead Loss	2,000
Other Exemption Loss	0
TIF Increment Value	
Retained TIF Value	
Net Assessed Value	53,172
Net Assessed Under Protest	12,227

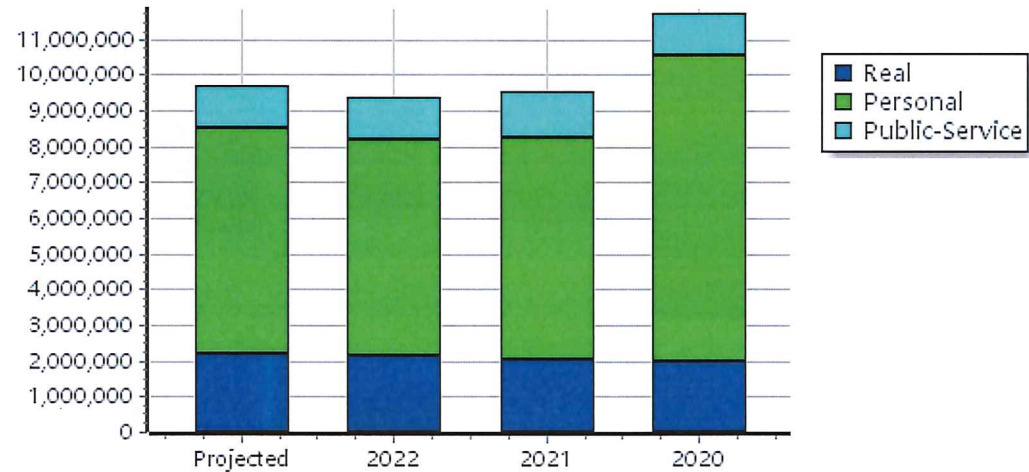
* Public Service Protests Values are not included on this report.



Real	Count	Value
Agricultural	408	1,473,523
Commercial	19	70,210
Residential	110	694,760
Total Real Value	537	2,238,493
Homestead	39	39,000
Veteran	1	19,669
Other	0	0
Total Exempt	40	58,669
TIF Increment Value		
Net Assessed		2,179,824
Net Assessed Under Protest	0	0
Senior Freeze	2	8,219
Capped Parcels	195	343,122



Personal	Count	Value
Agricultural	49	314,426
Commercial	35	5,979,672
Mobile Home	10	24,018
Total Personal	94	6,318,116
Total Exempt	0	0
TIF Increment Value		
Net Assessed		6,318,116
Net Assessed Under Protest	2	353,722
Public Service		
Total PS Value	18	1,177,702
TIF Increment Value		
Net Assessed		1,177,702



District Totals	
Total Gross Value	9,734,311
Homestead Loss	39,000
Other Exemption Loss	19,669
TIF Increment Value	
Retained TIF Value	
Net Assessed Value	9,675,642
Net Assessed Under Protest	353,722

* Public Service Protests Values are not included on this report.

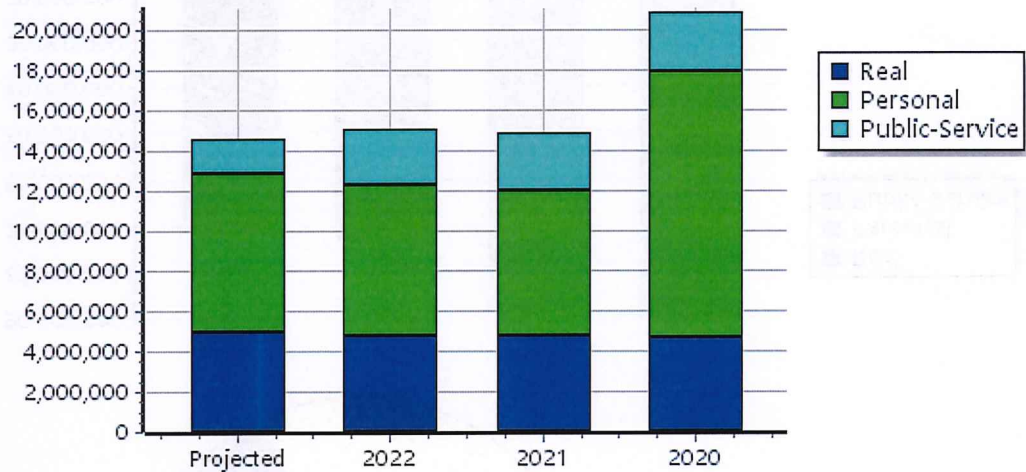
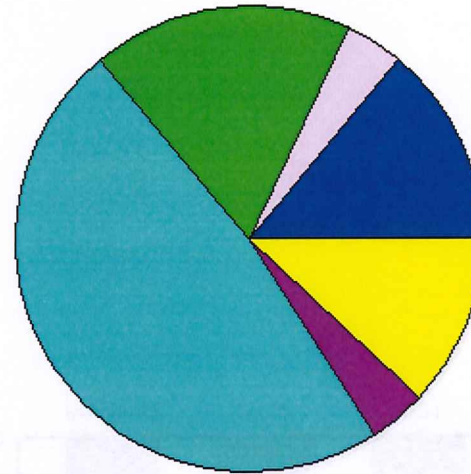
Real	Count	Value
Agricultural	524	2,046,056
Commercial	102	540,250
Residential	463	2,568,319
Total Real Value	1,089	5,154,625
Homestead	159	157,989
Veteran	0	0
Other	0	0
Total Exempt	162	157,989
TIF Increment Value		
Net Assessed		4,996,636
Net Assessed Under Protest	0	0
Senior Freeze	9	35,040
Capped Parcels	640	1,450,775

Personal	Count	Value
Agricultural	72	611,643
Commercial	101	7,100,191
Mobile Home	22	134,622
Total Personal	195	7,846,456
Total Exempt	0	0
TIF Increment Value		
Net Assessed		7,846,456
Net Assessed Under Protest	2	1,602,771

Public Service	Count	Value
Total PS Value	22	1,735,442
TIF Increment Value		
Net Assessed		1,735,442

District Totals	
Total Gross Value	14,736,523
Homestead Loss	157,989
Other Exemption Loss	0
TIF Increment Value	
Retained TIF Value	
Net Assessed Value	14,578,534
Net Assessed Under Protest	1,602,771

* Public Service Protests Values are not included on this report.



Real	Count	Value
Agricultural	671	3,345,776
Commercial	131	1,999,982
Residential	579	4,289,430
Total Real Value	1,381	9,635,188
Homestead	280	283,235
Veteran	5	49,036
Other	0	0
Total Exempt	291	332,271

TIF Increment Value		
Net Assessed		9,302,917
Net Assessed Under Protest	0	0
Senior Freeze	19	65,111
Capped Parcels	908	2,098,209

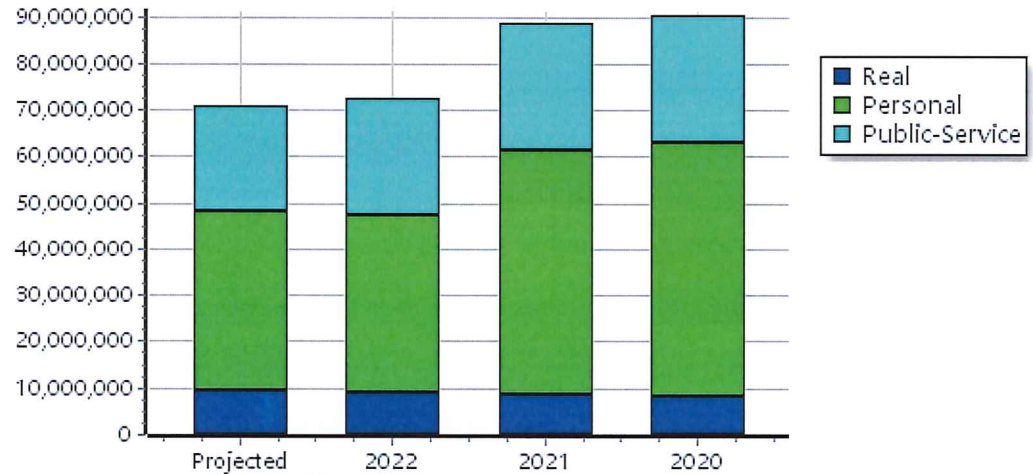
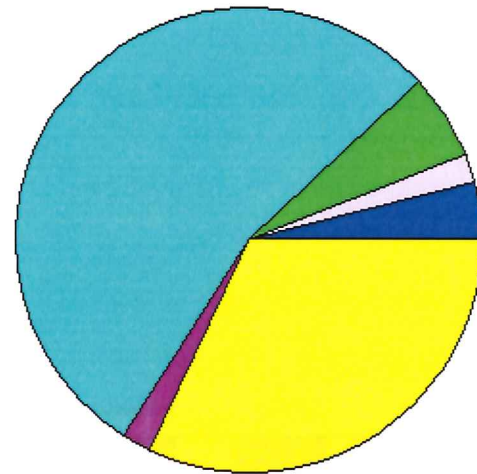
Personal	Count	Value
Agricultural	114	936,846
Commercial	150	38,052,303
Mobile Home	25	117,326
Total Personal	289	39,106,475
Total Exempt	0	0

TIF Increment Value		
Net Assessed		39,106,475
Net Assessed Under Protest	4	2,741,815

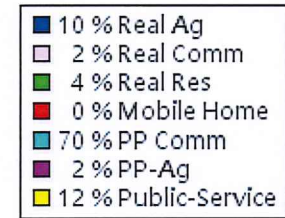
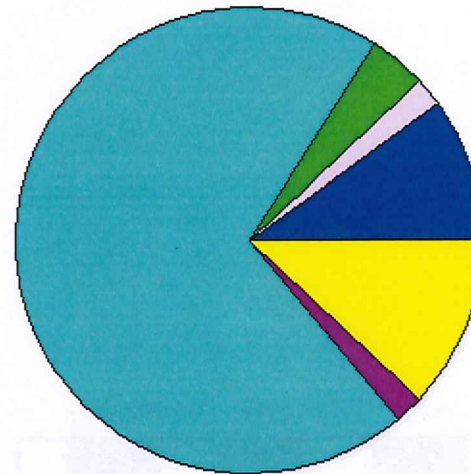
Public Service	Count	Value
Total PS Value	16	22,525,609
TIF Increment Value		
Net Assessed		22,525,609

District Totals	
Total Gross Value	71,267,272
Homestead Loss	283,235
Other Exemption Loss	49,036
TIF Increment Value	
Retained TIF Value	
Net Assessed Value	70,935,001
Net Assessed Under Protest	2,741,815

* Public Service Protests Values are not included on this report.

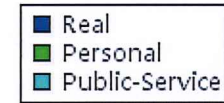
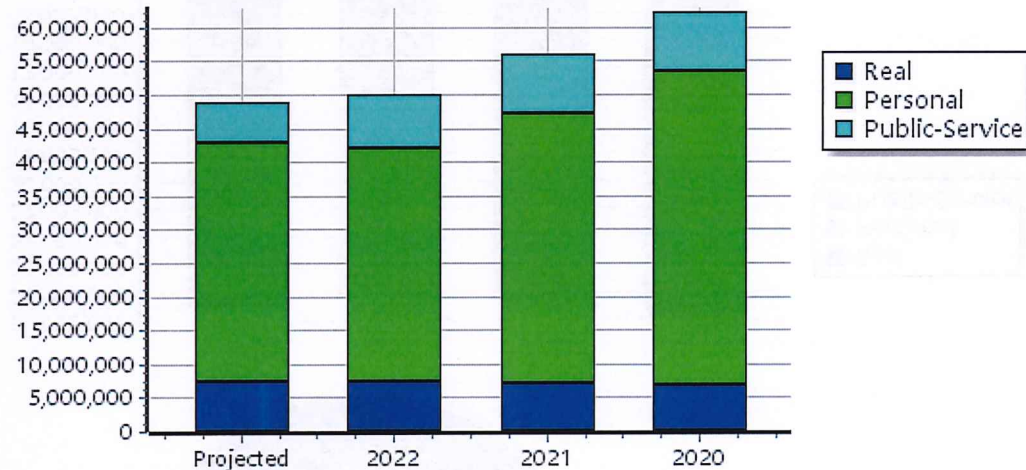


Real	Count	Value
Agricultural	1,477	4,797,836
Commercial	90	571,954
Residential	577	2,324,360
Total Real Value	2,144	7,694,150
Homestead	215	212,791
Veteran	6	56,041
Other	0	0
Total Exempt	223	268,832



TIF Increment Value	
Net Assessed	7,425,318
Net Assessed Under Protest	0
Senior Freeze	54,633
Capped Parcels	2,459,267

Personal	Count	Value
Agricultural	161	1,204,984
Commercial	125	34,140,768
Mobile Home	23	164,160
Total Personal	309	35,509,912
Total Exempt	0	0



TIF Increment Value	
Net Assessed	35,509,912
Net Assessed Under Protest	4
	4,242,228

Public Service	Count	Value
Total PS Value	24	6,067,258
TIF Increment Value		
Net Assessed	6,067,258	

District Totals	
Total Gross Value	49,271,320
Homestead Loss	212,791
Other Exemption Loss	56,041
TIF Increment Value	
Retained TIF Value	
Net Assessed Value	49,002,488
Net Assessed Under Protest	4,242,228

* Public Service Protests Values are not included on this report.

Real	Count	Value
Agricultural	972	3,831,431
Commercial	90	728,026
Residential	617	3,830,928
Total Real Value	1,679	8,390,385
Homestead	300	298,995
Veteran	2	12,875
Other	0	0
Total Exempt	305	311,870

TIF Increment Value		
Net Assessed		8,078,515
Net Assessed Under Protest	0	0
Senior Freeze	19	34,004
Capped Parcels	559	1,207,022

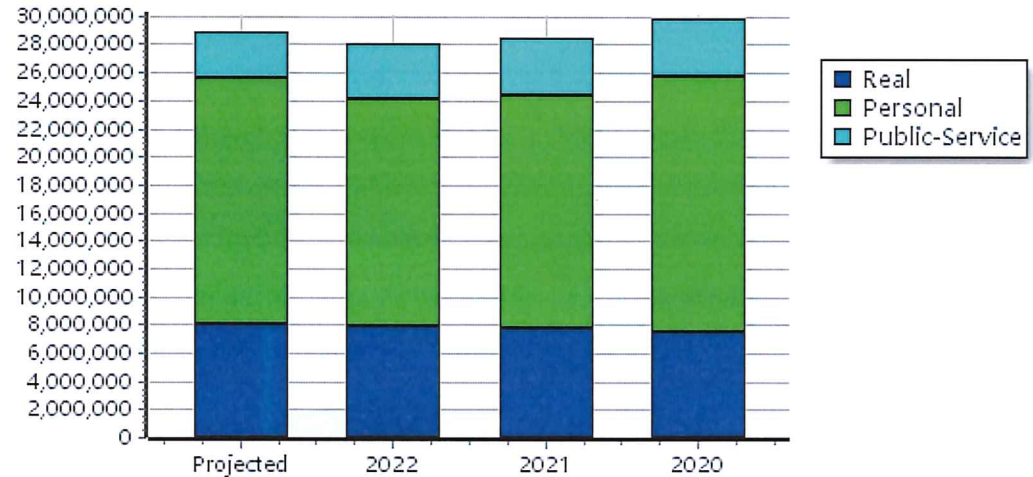
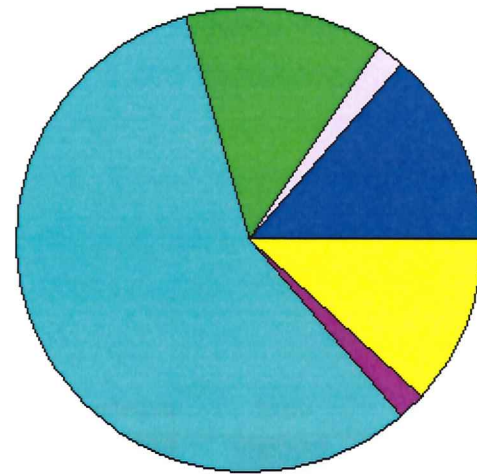
Personal	Count	Value
Agricultural	166	581,260
Commercial	112	16,747,636
Mobile Home	38	182,786
Total Personal	316	17,511,682
Total Exempt	0	0

TIF Increment Value		
Net Assessed		17,511,682
Net Assessed Under Protest	4	5,307,631


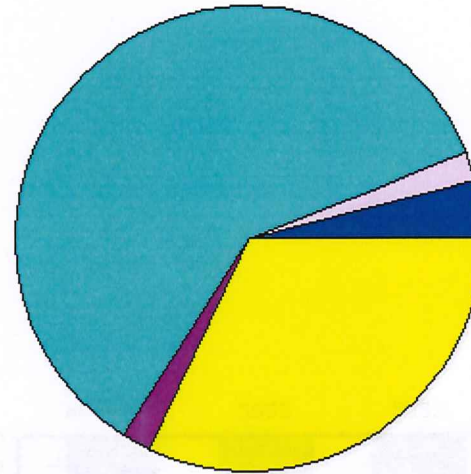
Public Service	Count	Value
Total PS Value	23	3,300,356
TIF Increment Value		
Net Assessed		3,300,356

District Totals	
Total Gross Value	29,202,423
Homestead Loss	298,995
Other Exemption Loss	12,875
TIF Increment Value	
Retained TIF Value	
Net Assessed Value	28,890,553
Net Assessed Under Protest	5,307,631

* Public Service Protests Values are not included on this report.



Real	Count	Value
Agricultural	321	1,485,937
Commercial	7	758,346
Residential	33	309,404
Total Real Value	361	2,553,687
Homestead	46	45,000
Veteran	0	0
Other	0	0
Total Exempt	46	45,000

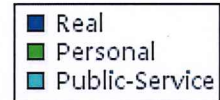
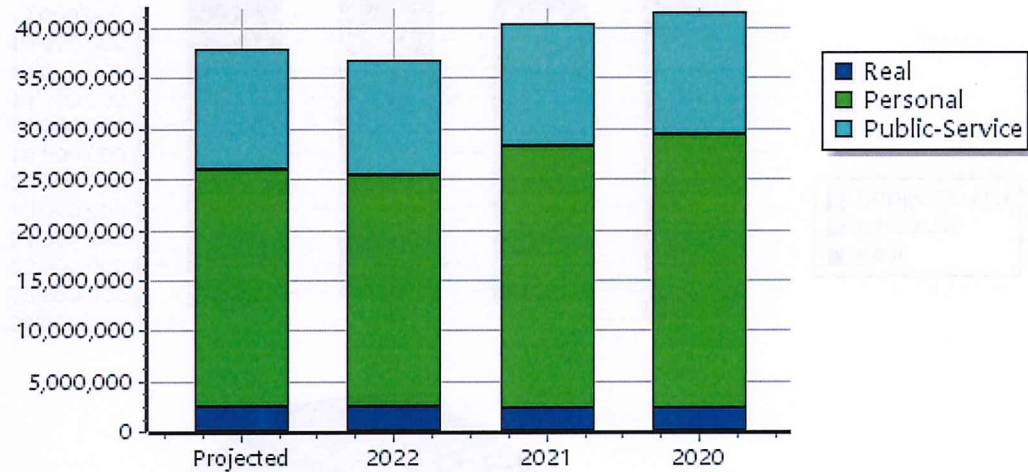


TIF Increment Value	
Net Assessed	2,508,687
Net Assessed Under Protest	0
Senior Freeze	7,242
Capped Parcels	529,595

Personal	Count	Value
Agricultural	47	454,811
Commercial	38	22,852,106
Mobile Home	11	94,141
Total Personal	96	23,401,058
Total Exempt	0	0

TIF Increment Value	
Net Assessed	23,401,058
Net Assessed Under Protest	5, 2,824,001

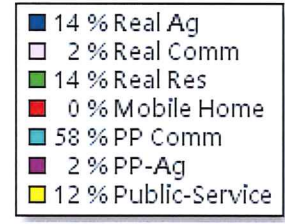
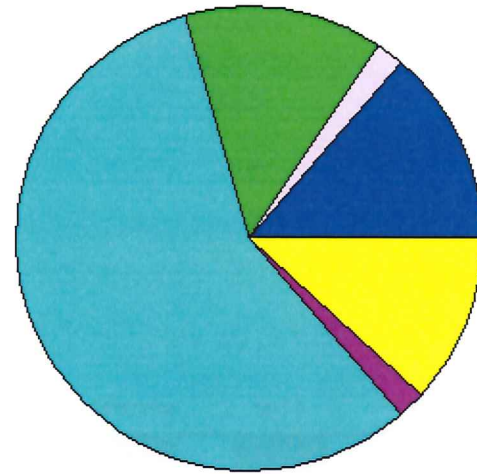
Public Service	Count	Value
Total PS Value	7	12,109,137
TIF Increment Value		
Net Assessed	12,109,137	



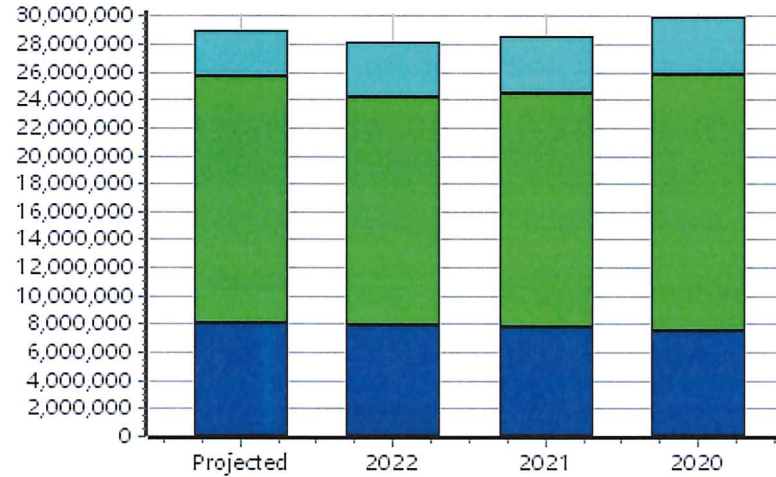
District Totals	
Total Gross Value	38,063,882
Homestead Loss	45,000
Other Exemption Loss	0
TIF Increment Value	
Retained TIF Value	
Net Assessed Value	38,018,882
Net Assessed Under Protest	2,824,001

* Public Service Protests Values are not included on this report.

Real	Count	Value
Agricultural	975	3,838,186
Commercial	90	728,026
Residential	618	3,839,125
Total Real Value	1,683	8,405,337
Homestead	301	300,995
Veteran	2	12,875
Other	0	0
Total Exempt	307	313,870
TIF Increment Value		
Net Assessed		8,091,467
Net Assessed Under Protest	0	0
Senior Freeze	20	34,004
Capped Parcels	560	1,212,088



Personal	Count	Value
Agricultural	166	581,260
Commercial	113	16,763,514
Mobile Home	38	182,786
Total Personal	317	17,527,560
Total Exempt	0	0
TIF Increment Value		
Net Assessed		17,527,560
Net Assessed Under Protest	5	5,319,858
Public Service		
Total PS Value	27	3,324,698
TIF Increment Value		
Net Assessed		3,324,698



District Totals	
Total Gross Value	29,257,595
Homestead Loss	300,995
Other Exemption Loss	12,875
TIF Increment Value	
Retained TIF Value	
Net Assessed Value	28,943,725
Net Assessed Under Protest	5,319,858

* Public Service Protests Values are not included on this report.

Real	Count	Value
Agricultural	408	1,473,523
Commercial	19	70,210
Residential	110	694,760
Total Real Value	537	2,238,493
Homestead	39	39,000
Veteran	1	19,669
Other	0	0
Total Exempt	40	58,669

TIF Increment Value

Net Assessed		2,179,824
Net Assessed Under Protest	0	0
Senior Freeze	2	8,219
Capped Parcels	195	343,122

Personal	Count	Value
Agricultural	49	314,426
Commercial	35	5,979,672
Mobile Home	10	24,018
Total Personal	94	6,318,116
Total Exempt	0	0

TIF Increment Value

Net Assessed		6,318,116
Net Assessed Under Protest	2	353,722

Public Service	Count	Value
Total PS Value	18	1,177,702

TIF Increment Value

Net Assessed		1,177,702
--------------	--	-----------

District Totals

Total Gross Value		9,734,311
Homestead Loss		39,000
Other Exemption Loss		19,669
TIF Increment Value		
Retained TIF Value		
Net Assessed Value		9,675,642
Net Assessed Under Protest		353,722

* Public Service Protests Values are not included on this report.

